



AIR-PUSH SERIES

WIRELESS RF PUSH BUTTON WITH RECIEVER

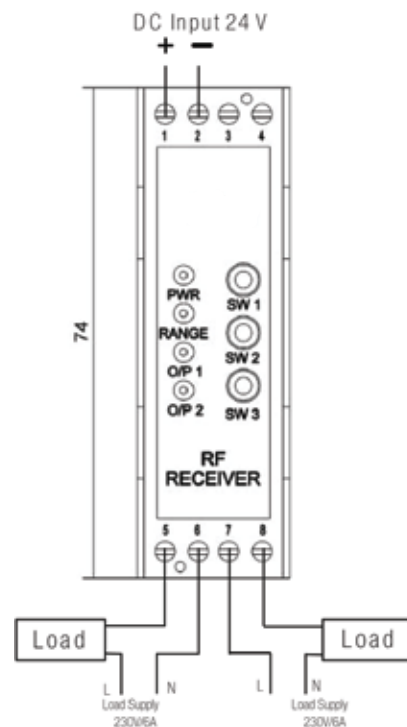


IRPLACD05




IRFLZDD03

View & Dimensional Details




Key Features

- Quick and Easy Installation
- Excellent Mechanical Connection With Various Actuators
- Replaceable Batteries
- Rugged and Waterproof With IP 54 For Transmitter and IP 20 For Receiver
- Reliable and Secure
- Over the Air Configuration



Exploded View Assembly



The battery used is a standard alkaline battery 23 A that is readily available in the market.

To ensure effortless removal and assembly, we have incorporated four screws that can be repeatedly used due to their insert molding by ensuring no direct contact with plastic.

Your partner in wireless innovation

Our Air-Push Series represents a groundbreaking advancement in wireless push button technology, designed to offer unparalleled performance and reliability. Engineered with precision to meet the highest standards of quality and durability, making it an ideal solution for various industrial and commercial applications. Whether you need efficient remote control for machinery, enhanced safety for critical operations, or seamless integration into existing systems, the Air-Push Series delivers exceptional results.

Revolutionize Your Operations with Air-Push Series

- Our wireless push button with RF receiver unit is designed for seamless remote control applications, powered by a 24V DC input.
- The push button is crafted from high-grade, UL-approved, flame-retardant polymer engineering material, ensuring both durability and safety.
- Operating within the 863 to 870 MHz frequency band, ensuring safe and interference-free operation
- It provides robust wireless communications, for guaranteed seamless operation.
- All polymers and electronics, including solder and packaging materials, are ROHS and REACH compliant, reflecting our commitment to environmental and health safety.

Excellent Mechanical Connection with Various Actuator

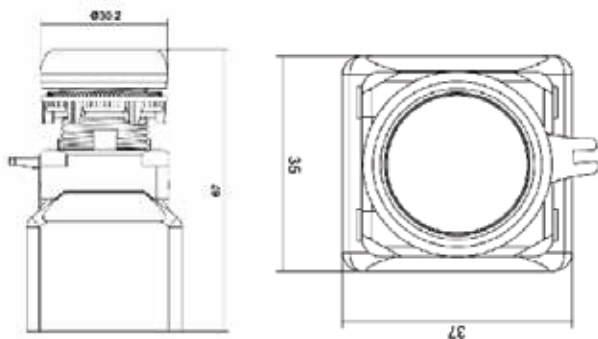
Our Wireless Push Button comes with a standard flush head button, although to its advantage, it can be used with various actuators, including mushroom heads, projecting heads, selectors, and more. The installation process is very smooth and adaptable, making it easy to switch between different types of push buttons as required.

Technical Specification - Part # IRFLZDD03

RF Reciever

Electrical		
1	Supply Voltage	15~30V DC
2	Rated Voltage	24V DC
3	Input Current	250mA
4	Wattage	6W
5	Signal Frequency Band	863 to 870MHz
6	Operating Range	100m, +/-10m
7	No. of Relay Contact	2 NO Contacts (Max)
8	Relay Contact Type	Potential free NO contact
9	Relay Contact Rating	5A
10	LED Indications	Power: Red Signal: Blue O/P 1: Green O/P 2: Green
11	Input	5.08mm Pitch Connector, PIN 1 & 2
12	Output	O/P1: 5.08mm Pitch Connector, PIN 5(NO1) & 6(POLE1) O/P1: 5.08mm Pitch Connector, PIN 7(NO2) & 8(POLE2)
13	No. of Push Button Paired with	2 NOS
14	Receiver	1. Latch to push-release to push. 2. 1 Sec Pulse on push. 3. 300ms Pulse on push. Modes are settable with keys on receiver.
Mechanical		
15	Outer Dimensions	H75xL110xW24mm
16	Mounting	Din Rail
Aesthetic		
17	Color	Gray
18	Marking	Label on remote (Power rating, ID etc.)
Environmental Requirements		
19	Operation Temperature	-10 ~ 60 °C
20	Storage Temperature	-10 ~ 65 °C
21	Air Humidity	95% relative humidity at Ambient temperature
Ecological Requirements		
22	RoHS	Comply
Standard Compliance Specification		
23	Continuous Operation Test	Comply
24	IP Test	IP20 Comply

View & Dimensional Details



Technical Specification - PART # IRPLACD05

Wireless Push Button (Transmitter) Actuator

Electrical		
1	Supply Voltage	3V DC
2	Input Current	150mA
3	Battery Type	Alkaline Battery Model: 23A
4	Battery Voltage	12V
5	Battery Mounting	Removable
6	Charging Time	Non Rechargeable
7	Use Time Standby	3 months
8	Use Time (Transmitting)	24 Hrs (Continuous)
9	Signal Frequency Band	863 to 870MHz
10	Operating Range	100m, +/-10m
11	Operating Modes	Push to On, Push to OFF & Pulse Mode Configured with receiver
12	Key Operations	1,00,000
Mechanical		
13	Outer Dimension	L30×W30×H70mm, Mounting Dia: 22.5mm
Aesthetic		
14	Color	Red, Yellow, Green, Blue, Orange
15	Marking	Label on remote (Power rating, ID etc.)
Accessories		
16	Charger Type	-----
Environmental Requirements		
17	Operation Temperature	-10 ~ 60 °C
18	Storage Temperature	-10 ~ 65 °C
19	Air Humidity	95% relative humidity at ambient temperature
Ecological Requirements		
20	RoHS	Comply
Standard Compliance Specification		
21	Continuous Operation Test	Comply
22	IP test (If mounted on panel)	IP54 Comply

Quick & Easy Installation



LOCKED FRC



UNLOCKED FRC